

STEALTH SURVEY INFO

<129 MORRIS ROAD>

<>

POSTED SPEED LIMIT: <25>

SURVEY STARTED: <2006/08/09 21:03>

FILENAME: 06080921 129 MORRIS ROAD
(BOTH).DAT

MIN SPEED ALLOWED <10> MAX SPEED ALLOWED <100>

TOTAL VEHICLES = 156

MINIMUM SPEED = 11

MAXIMUM SPEED = 40

AVERAGE SPEED = 24.88

50th PERCENTILE = 25

85th PERCENTILE = 32

TEN MILE PACE = 22 to 31

END OF REPORT

STEALTH SURVEY SUMMARY

<129 MORRIS ROAD>

<>

POSTED SPEED LIMIT: <25>

SURVEY STARTED: <2006/08/09 21:03>

FILENAME: 06080921 129 MORRIS ROAD (BOTH).DAT

MIN SPEED ALLOWED <10> MAX SPEED ALLOWED <100>

TIME	21:00	21:15	21:30	21:45	22:00	22:15	22:30	22:45	23:00	23:15
VEH.	21	21	13	16	22	23	17	9	12	2
AVG.	24.5	22.1	25.6	26.9	24.7	24.1	28.1	27.1	22.7	23.0

TOTAL VEHICLES = 156

MINIMUM SPEED = 11

MAXIMUM SPEED = 40

AVERAGE SPEED = 24.88

50th PERCENTILE = 25

85th PERCENTILE = 32

TEN MILE PACE = 22 to 31

END OF REPORT

STEALTH SURVEY DETAILS

<129 MORRIS ROAD>

<>

POSTED SPEED LIMIT: <25>

SURVEY STARTED: <2006/08/09 21:03>

FILENAME: 06080921 129 MORRIS ROAD

MIN SPEED ALLOWED <10> MAX SPEED ALLOWED <100>

	11	12	13	14	15	16	17	18	19	20	21	22	23	24	25	26	27	28	29	30	31	32	33	34	35
21:00	0	1	1	0	0	0	0	1	1	1	1	3	0	1	1	1	2	2	1	1	0	1	1	0	0
21:15	1	1	0	2	1	1	0	0	1	2	2	0	1	0	1	2	0	2	1	2	0	0	0	0	0
21:30	0	1	1	0	0	0	0	0	0	0	1	0	2	1	1	0	0	0	2	0	0	2	0	0	2
21:45	0	0	1	0	1	0	0	0	0	1	0	1	0	1	1	0	0	3	0	0	3	3	0	0	0
22:00	0	1	1	2	0	0	0	0	0	1	1	3	1	1	2	0	2	0	1	0	1	0	3	0	0
22:15	1	0	1	3	0	1	0	2	3	0	0	0	0	2	0	0	2	0	0	0	2	1	2	0	0
22:30	0	0	0	0	0	0	0	0	0	2	0	0	0	2	2	0	0	1	1	1	5	1	2	0	0
22:45	0	1	0	0	0	0	0	0	0	0	0	2	0	0	0	0	0	2	0	2	0	0	0	0	0
23:00	1	0	0	1	0	1	1	1	1	0	0	1	0	1	0	0	1	0	0	2	1	0	0	1	0
23:15	0	0	0	0	0	0	0	0	0	0	0	0	2	0	0	0	0	0	0	0	0	0	0	0	0
VEH.	3	5	5	8	2	3	1	4	5	7	6	9	7	8	8	3	7	10	6	8	12	8	8	1	2
%ILE	1	5	8	13	14	16	17	19	23	27	31	37	41	46	51	53	58	64	68	73	81	86	91	92	93

	36	37	38	39	40
21:00	0	1	0	0	0
21:15	0	1	0	0	0
21:30	0	0	0	0	0
21:45	0	0	0	1	0
22:00	1	1	0	0	0
22:15	0	0	1	1	1
22:30	0	0	0	0	0
22:45	2	0	0	0	0
23:00	0	0	0	0	0
23:15	0	0	0	0	0
VEH.	3	3	1	2	1
%ILE	95	97	98	99	100

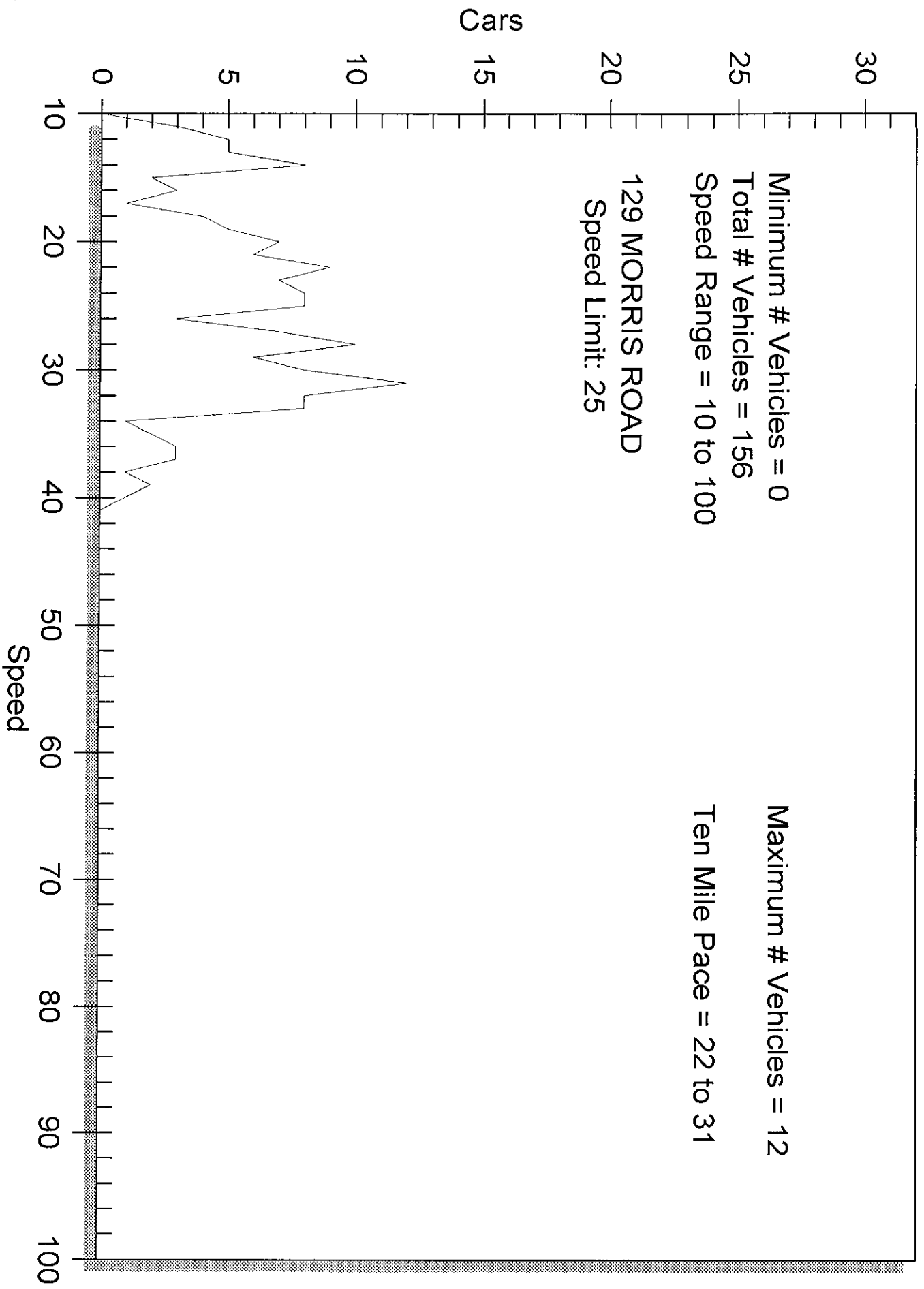
Cars vs. Speed

FILENAME: <06080921 129 MORRIS ROAD (BOTH).DAT>

Minimum # Vehicles = 0
Total # Vehicles = 156
Speed Range = 10 to 100

Maximum # Vehicles = 12
Ten Mile Pace = 22 to 31

129 MORRIS ROAD
Speed Limit: 25



Speed vs. Time

FILENAME: <06080921 129 MORRIS ROAD (BOTH).DAT>

Minimum Avg. Speed = 22

Maximum Avg. Speed = 28

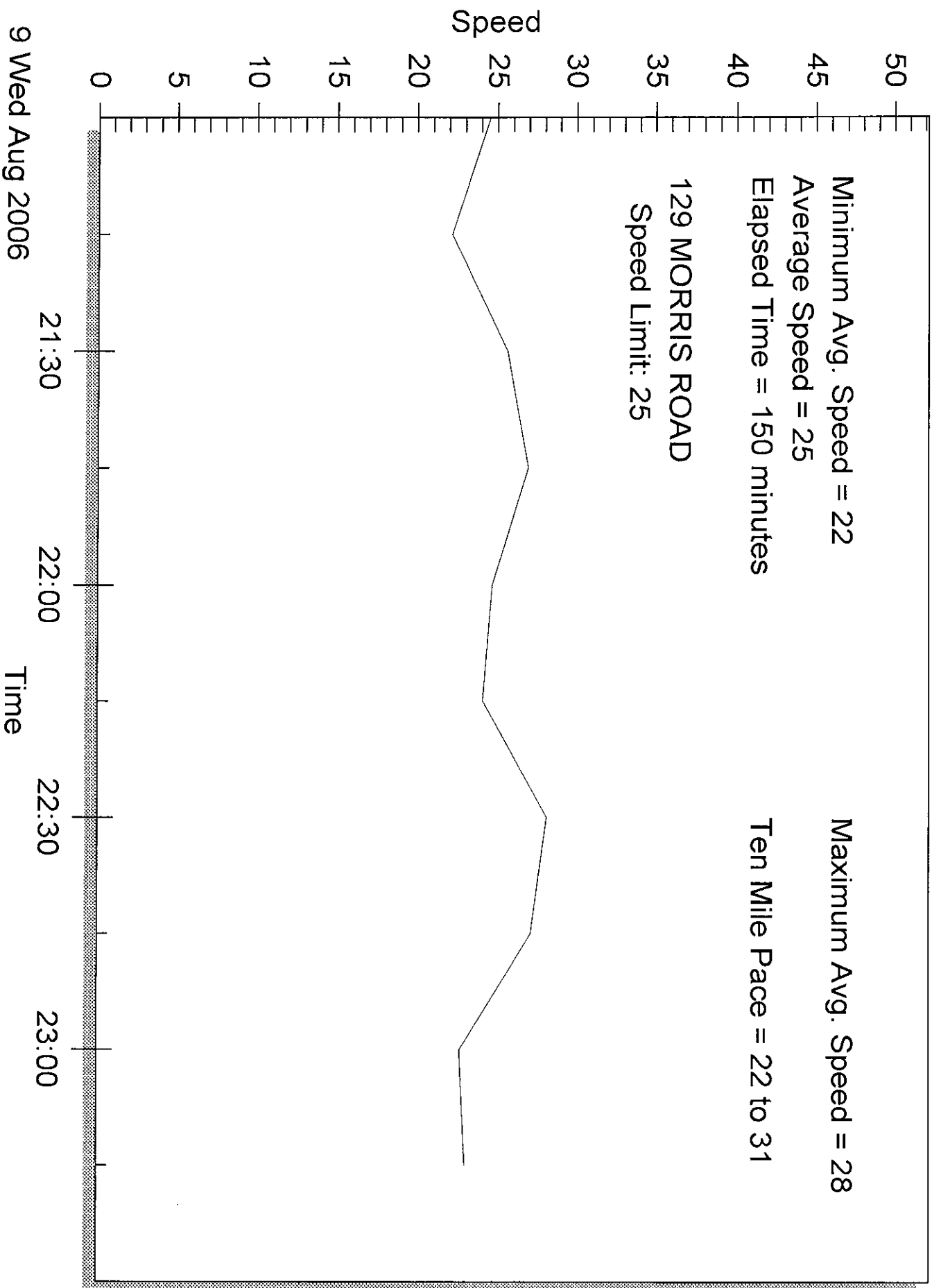
Average Speed = 25

Elapsed Time = 150 minutes

Ten Mile Pace = 22 to 31

129 MORRIS ROAD

Speed Limit: 25



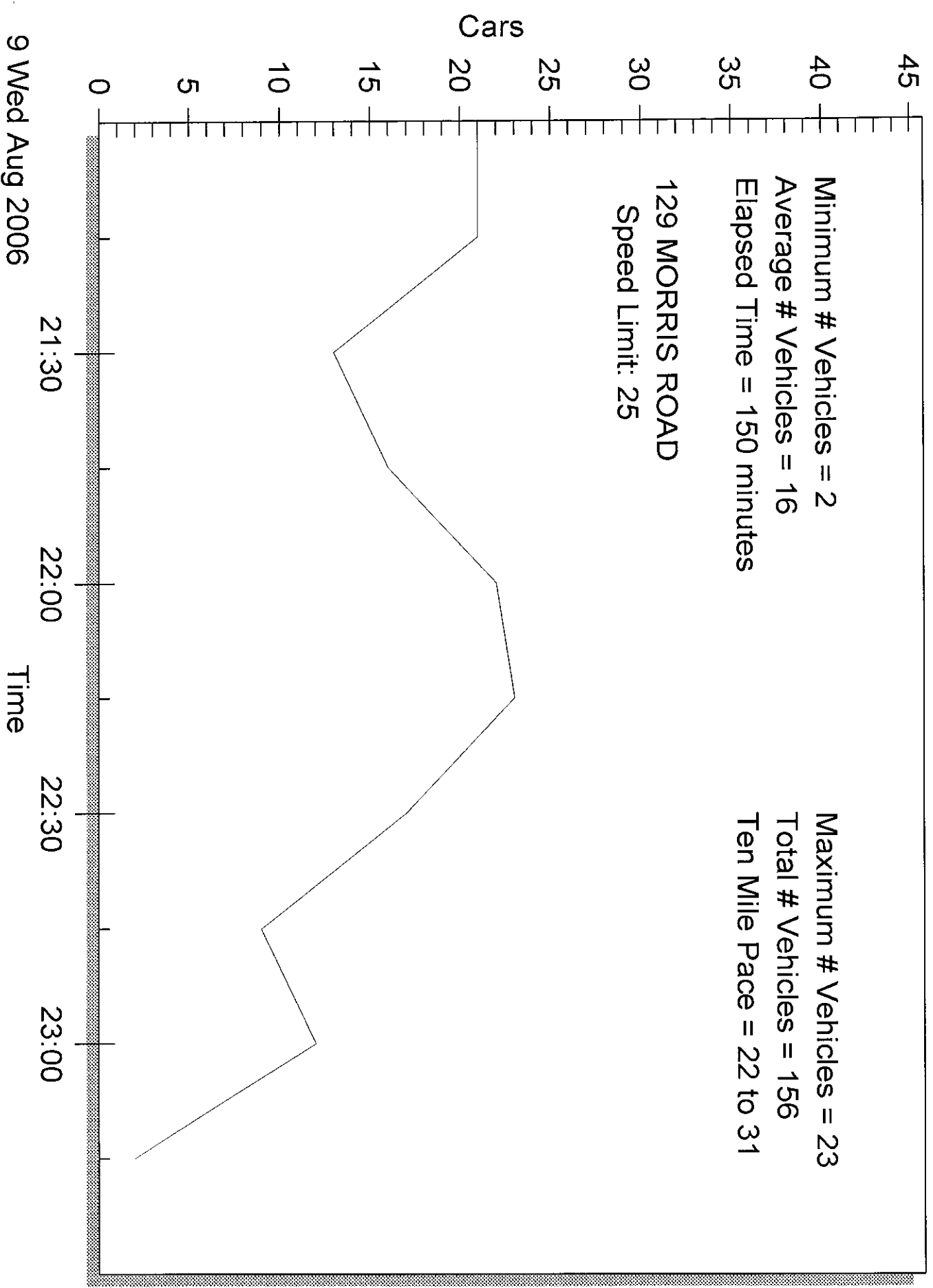
Cars vs. Time

FILENAME: <06080921 129 MORRIS ROAD (BOTH).DAT>

Minimum # Vehicles = 2
Average # Vehicles = 16
Elapsed Time = 150 minutes

Maximum # Vehicles = 23
Total # Vehicles = 156
Ten Mile Pace = 22 to 31

129 MORRIS ROAD
Speed Limit: 25



9 Wed Aug 2006